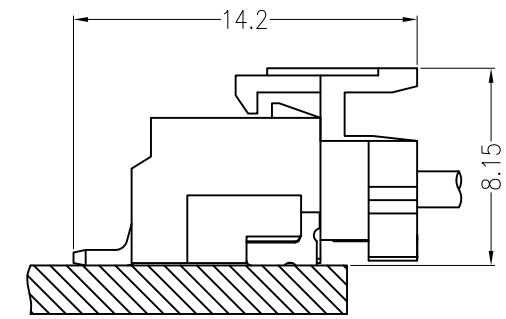
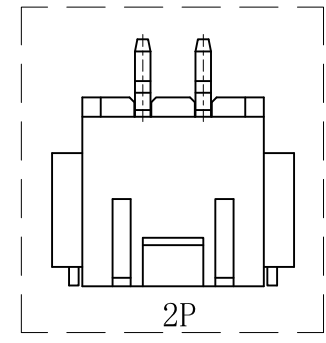
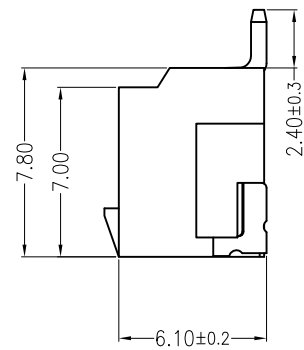
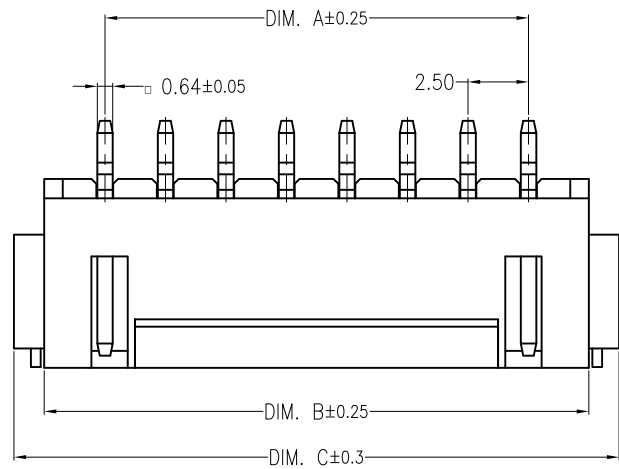


REV	DESCRIPTION	DESIGN	DATE
A0	NEW RELEASE	Wudanping	2017/03/23
A1	Adjust flatness	Jiangjianyin	2020/06/18

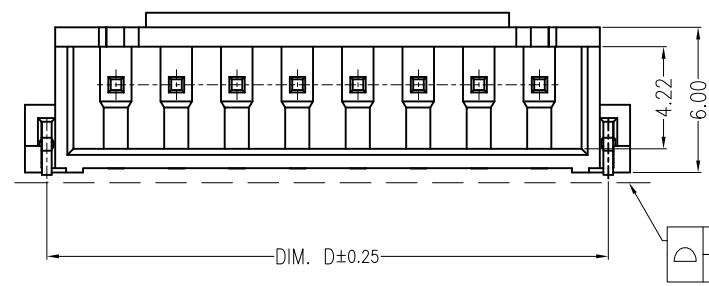
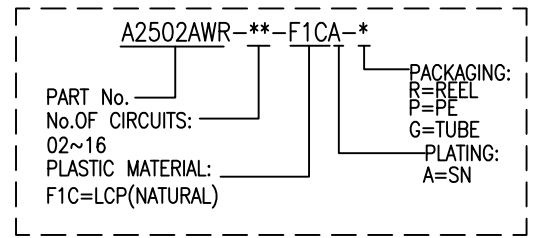


Assembly Layout

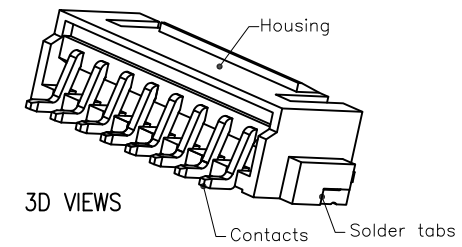
Specifications:

- Contact resistance: ≤20mΩ
- Insulation resistance: ≥1000MΩ
- Rated voltage: 250V AC DC
- Rated current: 3.0A AC DC
- Withstand voltage: 1000V AC/minute
- Temperature range: -25°C ~ +105°C
- Housing: LCP, UL94V-0, Natural
- Contacts: Brass/Sn
- Solder tabs: Brass/Sn

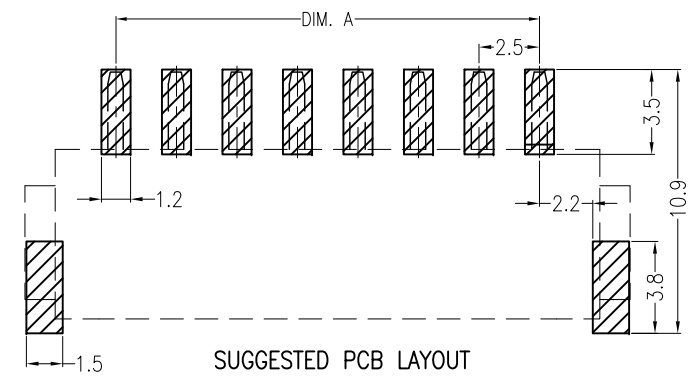
ORDER INFORMATION:



D	02P~11P	0.10	MAX
D	12P~16P	0.12	MAX



3D VIEWS



SUGGESTED PCB LAYOUT

Circuit	Dimensions (mm)			
	DIM. A	DIM. B	DIM. C	DIM. D
02	2.50	7.50	10.00	8.20
03	5.00	10.00	12.50	10.70
04	7.50	12.50	15.00	13.20
05	10.00	15.00	17.50	15.70
06	12.50	17.50	20.00	18.20
07	15.00	20.00	22.50	20.70
08	17.50	22.50	25.00	23.20
09	20.00	25.00	27.50	25.70
10	22.50	27.50	30.00	28.20
11	25.00	30.00	32.50	30.70
12	27.50	32.50	35.00	33.20
13	30.00	35.00	37.50	35.70
14	32.50	37.50	40.00	38.20
15	35.00	40.00	42.50	40.70
16	37.50	42.50	45.00	43.20

JKUN 温州健坤接插件有限公司
WENZHOU JKUN CONNECTOR CO.,LTD.

GENERAL TOLERANCE	
X. ±0.50	X. ±5°
X.X ±0.30	X.X ±2°
X.XX ±0.20	X.XX ±1°

USE:	CUSTOMER
APPD:	Shaojinghe
CHKD:	Zenglingqing
DR:	Jiangjianyin

TITLE: 2.50mmPITCH 90°WAFER SMT TYPE	
PART NO.: A2502AWR-**-F1CA-*	
DWG NO.: JKUN/GCKH-0547	
SCALE 1 : 1	SHEET 1 / 1



UNITS:
mm